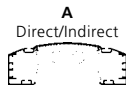


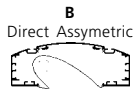
- IS689 - Suspensions
- IS1240 - Dimming
- IS1237 - Couplers
- IS1238 - Splines



220-240V~ 50/60Hz



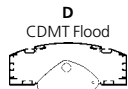
2047800 2047802  
2047804 2047806  
2047808 2047810  
2047812 2047814  
2047816 2047818  
2047820 2047822  
2047824 2047826  
2047828 2047830  
2047832 2047834  
2047836 2047838  
2047840 2047842  
2047844 2047846



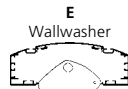
2047864 2047865  
2047866 2047867  
2047868 2047869  
2047870 2047871  
2047872 2047873  
2047874 2047875  
2047876 2047877  
2047878 2047879



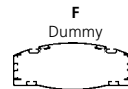
2047848 2047849  
2047850 2047851  
2047852 2047853  
2047854 2047855  
2047856 2047857  
2047858 2047859  
2047860 2047861  
2047862 2047863



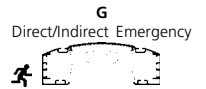
2047880 2047881



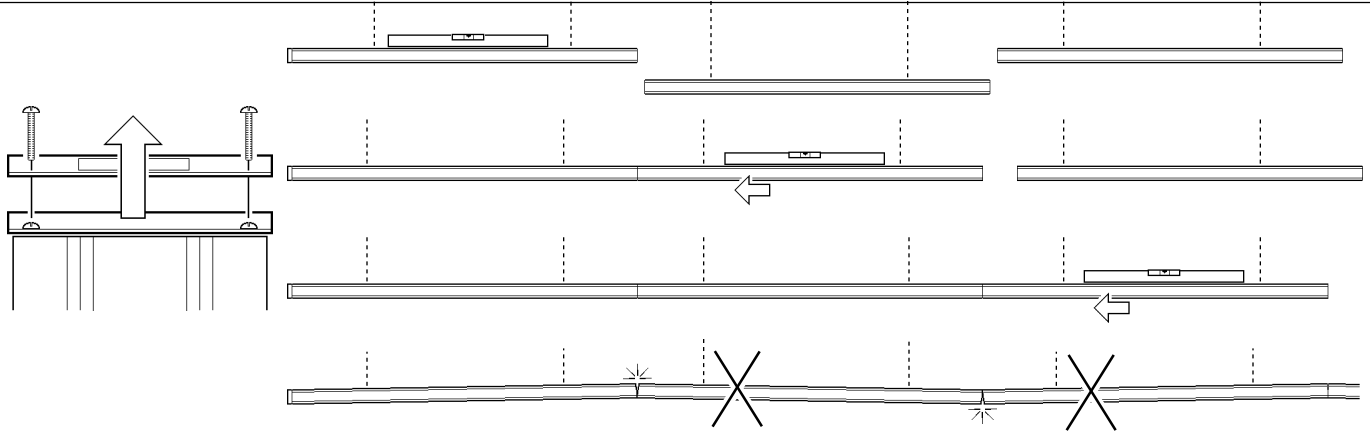
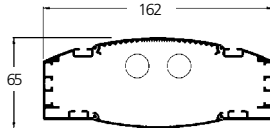
2047882 2047883  
2047884 2047885



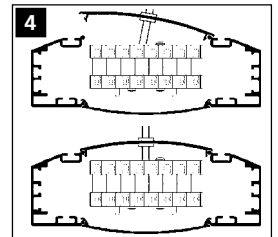
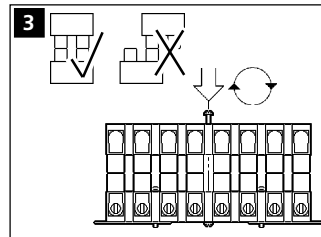
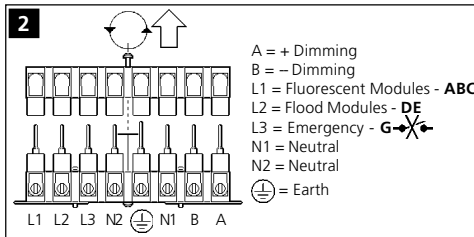
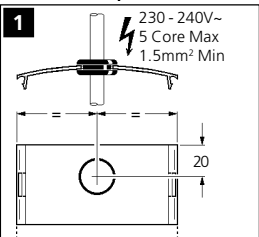
2047886 2047887  
2047888 2047889  
2047890 - Sensor 2047891  
- Sensor



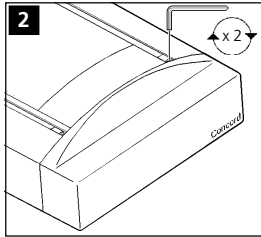
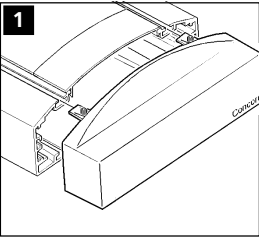
2047801 2047803  
2047805 2047807  
2047809 2047811  
2047813 2047815  
2047817 2047819  
2047821 2047823  
2047825 2047827  
2047829 2047831  
2047833 2047835  
2047837 2047839  
2047841 2047843  
2047845 2047847



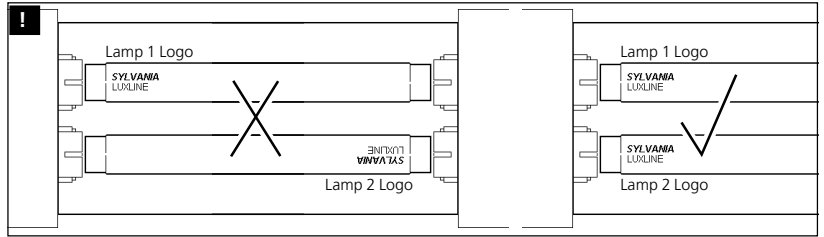
A B C D E (G see over)



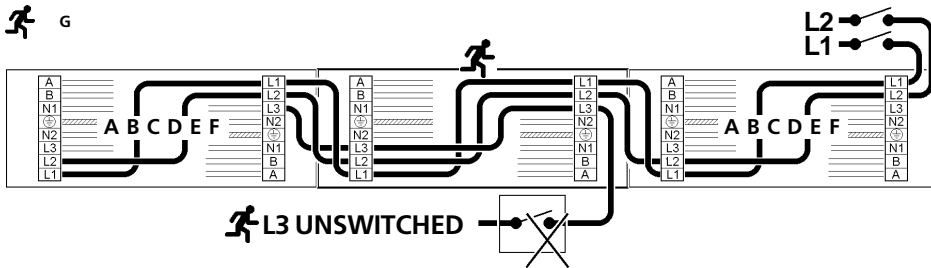
2047892 2047893



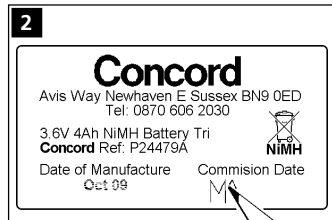
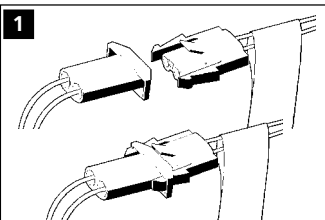
A C (T5 Luxline FHE)



G



- A = + Dimming
- B = - Dimming
- L1 = Fluorescent Modules - ABC
- L2 = Track/Flood Modules - CDE
- L3 = Emergency - G
- UNSWITCHED - G
- (Note: see optional link - IS1240)
- N1 = Neutral
- N2 = Neutral - Track/Flood Modules
- Earth symbol = Earth



**Emergency Photometrics**

Cat No	Lamp	Low Bright	Prismatic	Opal	Cat No	Lamp	Low Bright	Prismatic	Opal
2047801	2 x 28W	122	96	96	2047825	2 X 49W	128	101	101
2047803	2 x 28W	122	96	96	2047827	2 X 49W	128	101	101
2047805	2 X 28W	122	96	96	2047829	2 X 49W	128	101	101
2047807	2 X 28W	122	96	96	2047831	2 X 49W	128	101	101
2047809	2 X 54W	103	81	81					
2047811	2 X 54W	103	81	81					
2047813	2 X 54W	103	81	81					
2047815	2 X 54W	103	81	81					
2047817	2 X 35W	140	111	111					
2047819	2 X 35W	140	111	111					
2047821	2 X 35W	140	111	111					
2047823	2 X 35W	140	111	111					



**Routine Maintenance**

Routine maintenance must be carried out in compliance with the requirements of BS5266:Part 1 - Emergency Lighting of Premises.

The following tests assume a three-hour system.

- Daily:**
1. Check that any recorded faults have been rectified.
  2. Check that the maintained emergency lamp is operative.
  3. Check that the charge indicator light is illuminated.
- Monthly:**  
(Functional)
1. Simulate a mains failure and check that the emergency lamp illuminates and remains on for several minutes.
  2. After reverting back to mains supply check the charge indicator light is illuminated.
- Six Monthly:**  
(1 Hour)
1. Simulate a mains failure and check that the emergency lamp illuminates and remains on for one hour.
  2. After reverting back to mains supply check the charge indicator light is illuminated.
  3. On restoring the mains supply the unit will require approximately 24 hours to recharge before becoming fully operational.
- Three Years:**  
(3 Hours)
1. Simulate a mains failure and check that the emergency lamp illuminates and remains on for at least 3 hours.
  2. After reverting back to mains supply check the charge indicator light is illuminated.
  3. On restoring the mains supply the unit will require approximately 24 hours to recharge before becoming fully operational.

It is recommended that the battery packs and lamps are replaced every 4 years or sooner if the units performance fails to meet the above requirements. To maintain optimum unit performance, only approved replacement battery packs and lamps must be used.

All routine maintenance checks must be recorded on the unit Routine Test Record and must be made available for inspection at all times.

**Installation and Commissioning Record**

Luminaire Model Ref: \_\_\_\_\_ Location: \_\_\_\_\_

Installed By: \_\_\_\_\_ Date: \_\_\_\_\_

Commissioned by: \_\_\_\_\_ Date: \_\_\_\_\_  
(Full Charge and Discharge Cycle)

**Routine Test Record**

Monthly Test	First Year		Second Year		Third Year		Forth Year		Fifth Year	
	Signed	Dated	Signed	Dated	Signed	Dated	Signed	Dated	Signed	Dated
Functional										
Functional										
Functional										
Functional										
Functional										
1 Hour Duration										
Functional										
Functional										
Functional										
Functional										
Functional										
1 Hour Duration										
3 Hour Duration										